



OKLAHOMA HORSE RACING COMMISSION AUDIT REPORT OF GAMING OPERATIONS WILL ROGERS DOWNS AND REMINGTON PARK

Contract Audit

July 2021

Cindy Byrd, CPA
State Auditor & Inspector

**OKLAHOMA HORSE RACING COMMISSION
AUDIT REPORT OF GAMING OPERATIONS
WILL ROGERS DOWNS AND REMINGTON PARK
JULY 2021**

This publication, issued by the Oklahoma State Auditor and Inspector's Office as authorized by 74 O.S. § 212, has not been printed, but is available on the agency's website (www.sai.ok.gov) and in the Oklahoma Department of Libraries Publications Clearinghouse Digital Collection (<http://digitalprairie.ok.gov/cdm/search/collection/audits/>) pursuant to 65 O.S. § 3-114.

August 11, 2021

**TO THE MEMBERS OF THE OKLAHOMA
HORSE RACING COMMISSION**

Transmitted herewith is the Audit Report of Gaming Operations for Will Rogers Downs and Remington Park for the month of July 2021. The report is the result of our monitoring and data accumulation in accordance with the State Auditor and Inspector's contract with the Oklahoma Horse Racing Commission (OHRC) and Title 3A of the Oklahoma Statutes for Gaming.

The goal of the State Auditor and Inspector is to promote accountability and fiscal integrity in state and local government. Maintaining our independence as we provide this service to the taxpayers of Oklahoma is of utmost importance.

We wish to take this opportunity to express our appreciation for the assistance and cooperation extended to our Office during our engagement.

Sincerely,



CINDY BYRD, CPA
OKLAHOMA STATE AUDITOR & INSPECTOR



**OKLAHOMA HORSE RACING COMMISSION
Audit Report of Gaming Operations
Will Rogers Downs and Remington Park
For the Month of July 2021**

TABLE OF CONTENTS

	<u>PAGE</u>
STATE AUDITOR AND INSPECTOR LETTER.....	4
TOTAL GAMING REVENUE.....	5
COMPARISON OF PRIOR MONTH AND PRIOR YEAR.....	6
YEAR TO DATE GAMING TOTALS.....	7
WILL ROGERS DOWNS REVENUE.....	8
REMINGTON PARK REVENUE.....	9
PRIOR TWELVE MONTH GRAPH.....	10

**TO THE MEMBERS OF THE OKLAHOMA
HORSE RACING COMMISSION**

We performed an audit in accordance with the OHRC Gaming Contract and Title 3A of the Oklahoma Statutes for Gaming. The information presented in this report is derived from gaming data obtained from the gaming vendors and licensees located at Will Rogers Downs and Remington Park for the month of July 2021.

Because our procedures do not constitute an audit conducted in accordance with generally accepted auditing standards, we do not express such an opinion on the information. This report relates only to this information and does not extend to any financial statements of the racetracks or racinos.

In planning and performing these procedures, we considered the internal control structure of the gaming departments; however, our procedures were substantially less in scope than the procedures we would have applied if we had been engaged to express an opinion on the internal controls. Accordingly, we do not express an opinion on their internal control structure.

Sincerely,



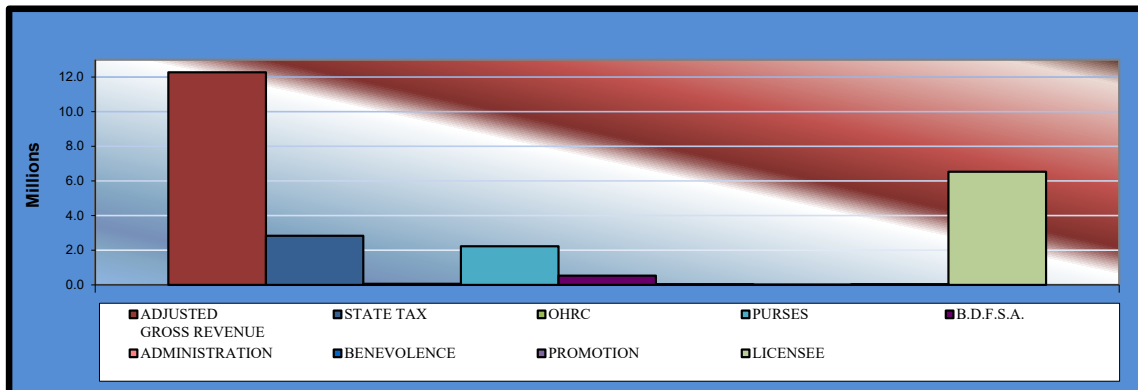
CINDY BYRD, CPA
OKLAHOMA STATE AUDITOR & INSPECTOR

August 11, 2021



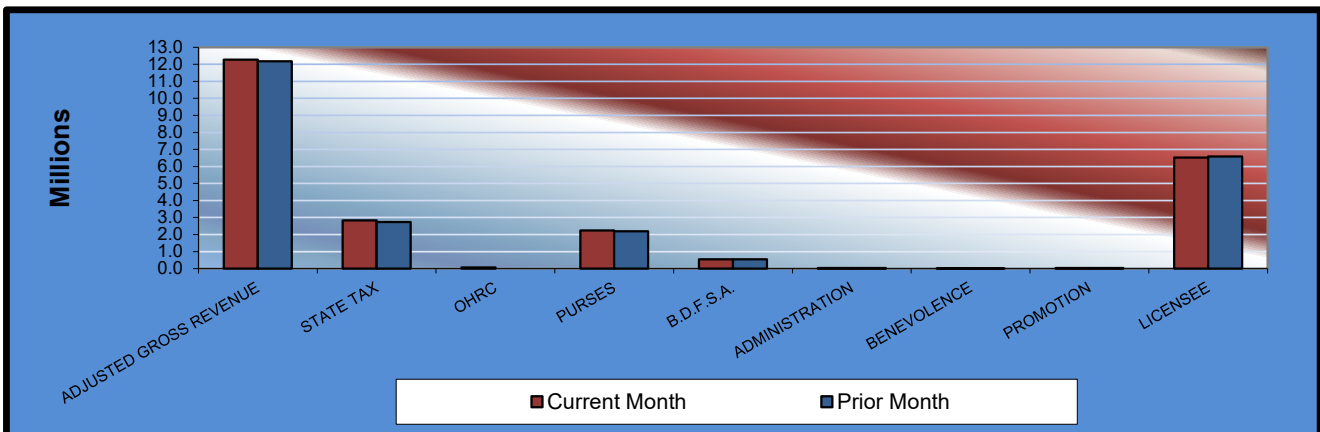
Gaming at Oklahoma Horse Racing Tracks Will Rogers Downs and Remington Park Total Gaming Revenue July 2021

	<u>TOTAL</u>	<u>WILL ROGERS DOWNS</u>	<u>REMINGTON PARK</u>
Gaming Days This Month	62	31	31
Adjusted Gross Revenue	<u>\$12,270,204.27</u>	<u>\$2,110,723.64</u>	<u>\$10,159,480.63</u>
State Tax			
General Revenue Fund	340,151.92	25,328.68	314,823.24
Education Reform	2,494,447.45	185,743.68	2,308,703.77
Oklahoma Horse Racing Commission	61,351.02	10,553.62	50,797.40
Purse Fund			
<u>Purses</u>			
Thoroughbred	1,166,163.08	273,154.03	893,009.05
Quarterhorse	953,945.84	250,077.22	703,868.62
Paint & Appaloosa	113,759.27	27,786.35	85,972.92
<u>Breeding Development Fund</u>			
<u>Special Account</u>			
Thoroughbred	221,552.62	32,966.86	188,585.76
Quarterhorse	294,998.29	25,431.58	269,566.71
Paint & Appaloosa	25,012.29	2,825.73	22,186.56
<u>Administration</u>			
Thoroughbred	14,232.98	3,139.70	11,093.28
Quarterhorse	12,809.68	2,825.73	9,983.95
Paint & Appaloosa	1,423.30	313.97	1,109.33
<u>Benevolence</u>			
Thoroughbred	7,116.49	1,569.85	5,546.64
Quarterhorse	6,404.85	1,412.87	4,991.98
Paint & Appaloosa	711.65	156.99	554.66
<u>Promotions</u>			
Thoroughbred	14,232.98	3,139.70	11,093.28
Quarterhorse	12,809.68	2,825.73	9,983.95
Paint & Appaloosa	1,423.30	313.97	1,109.33
Licensee	\$6,527,657.58	\$1,261,157.38	\$5,266,500.20



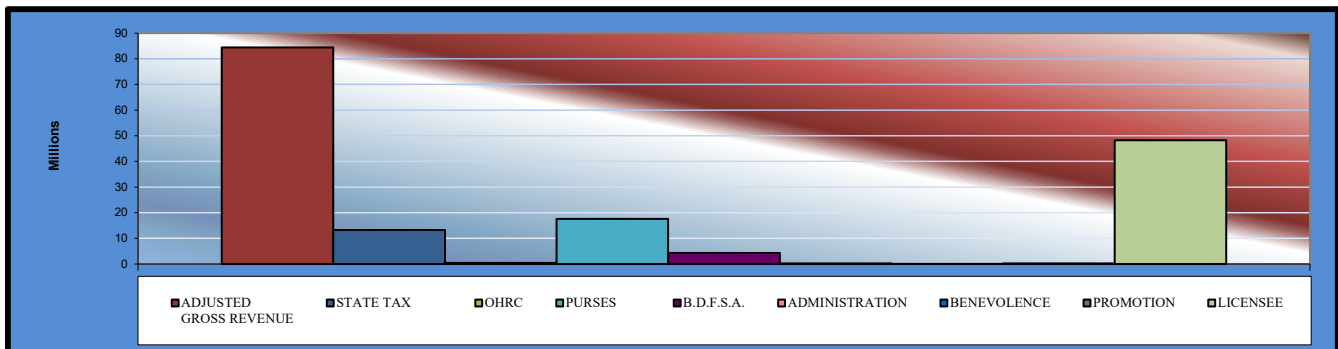
**Gaming at Oklahoma Horse Racing Tracks
Will Rogers Downs and Remington Park
Comparison of Prior Month and Prior Year
July 2021**

	<u>TOTAL</u>	<u>PRIOR MONTH</u>	<u>% CHANGE</u>	<u>July 2020</u>	<u>% CHANGE</u>
Gaming Days	62	60	3.33%	62	0.00%
Adjusted Gross Revenue	\$12,270,204.27	\$12,185,909.28	0.69%	\$9,710,362.13	26.36%
State Tax					
General Revenue Fund	340,151.92	328,553.21	3.53%	205,366.41	65.63%
Education Reform	2,494,447.45	2,409,390.24	3.53%	1,506,020.23	65.63%
Oklahoma Horse Racing Commission					
	61,351.02	60,929.54	0.69%	48,551.82	26.36%
Purse Fund					
<u>Purses</u>					
Thoroughbred	1,166,163.08	1,143,208.47	2.01%	1,038,432.44	12.30%
Quarterhorse	953,945.84	931,134.32	2.45%	819,897.23	16.35%
Paint & Appaloosa	113,759.27	111,347.33	2.17%	98,679.38	15.28%
<u>Breeding Development Fund</u>					
<u>Special Account</u>					
Thoroughbred	221,552.62	220,058.86	0.68%	179,935.48	23.13%
Quarterhorse	294,998.29	295,806.26	-0.27%	276,634.00	6.64%
Paint & Appaloosa	25,012.29	24,979.39	0.13%	23,157.42	8.01%
<u>Administration</u>					
Thoroughbred	14,232.98	13,982.22	1.79%	12,496.08	13.90%
Quarterhorse	12,809.68	12,584.01	1.79%	11,246.50	13.90%
Paint & Appaloosa	1,423.30	1,398.22	1.79%	1,249.62	13.90%
<u>Benevolence</u>					
Thoroughbred	7,116.49	6,991.12	1.79%	6,248.04	13.90%
Quarterhorse	6,404.85	6,292.00	1.79%	5,623.20	13.90%
Paint & Appaloosa	711.65	699.12	1.79%	624.80	13.90%
<u>Promotions</u>					
Thoroughbred	14,232.98	13,982.22	1.79%	12,496.08	13.90%
Quarterhorse	12,809.68	12,584.01	1.79%	11,246.50	13.90%
Paint & Appaloosa	1,423.30	1,398.22	1.79%	1,249.62	13.90%
Licensee	\$6,527,657.58	\$6,590,590.52	-0.95%	\$5,451,207.28	19.75%



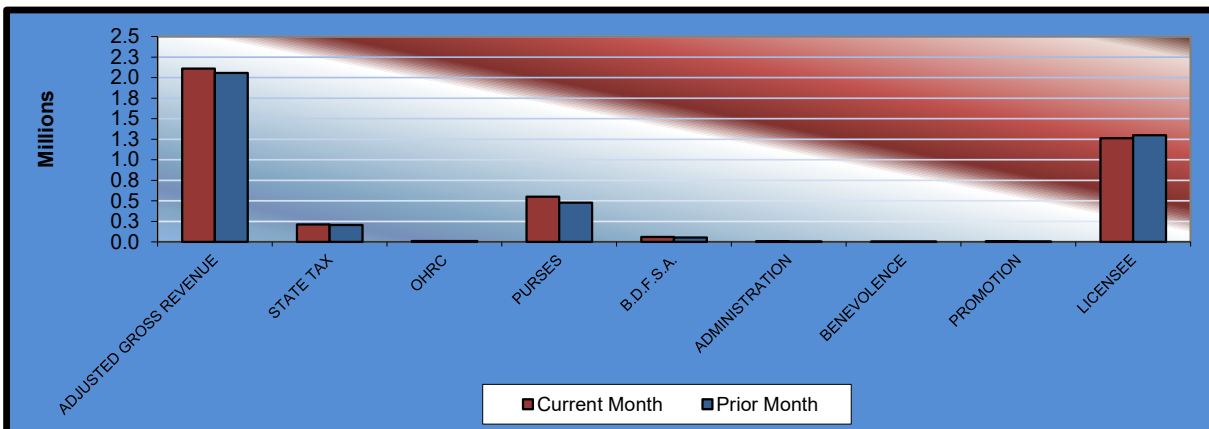
Gaming at Oklahoma Horse Racing Tracks Will Rogers Downs and Remington Park Year to Date Gaming Totals Comparison July 2021

	WILL ROGERS DOWNS	REMINGTON PARK	2021 TOTAL	2020 TOTAL	% CHANGE
Gaming Days This Year	213	213	426	426	0.00%
Adjusted Gross Revenue	<u>\$12,783,896.33</u>	<u>\$71,673,137.18</u>	<u>\$84,457,033.51</u>	<u>\$53,248,983.47</u>	58.61%
State Tax					
General Revenue Fund	153,406.74	1,440,232.94	1,593,639.68	776,321.66	105.28%
Education Reform	1,124,982.89	10,561,708.20	11,686,691.08	5,693,025.36	105.28%
Oklahoma Horse Racing Commission	63,919.48	358,365.69	422,285.17	266,244.91	58.61%
Purse Fund					
<u>Purses</u>					
Thoroughbred	1,436,896.01	7,846,819.68	9,283,715.69	6,201,387.27	49.70%
Quarterhorse	1,315,503.03	6,077,064.76	7,392,567.79	4,951,990.07	49.28%
Paint & Appaloosa	146,166.95	742,273.48	888,440.43	597,453.68	48.70%
<u>Breeding Development Fund</u>					
<u>Special Account</u>					
Thoroughbred	173,418.48	1,491,459.55	1,664,878.03	1,198,435.30	38.92%
Quarterhorse	133,779.97	2,327,386.55	2,461,166.52	1,707,850.38	44.11%
Paint & Appaloosa	14,864.45	191,554.44	206,418.89	142,528.60	44.83%
<u>Administration</u>					
Thoroughbred	16,516.04	95,777.23	112,293.27	75,895.62	47.96%
Quarterhorse	14,864.45	86,199.50	101,063.95	68,306.09	47.96%
Paint & Appaloosa	1,651.62	9,577.72	11,229.34	7,589.57	47.96%
<u>Benevolence</u>					
Thoroughbred	8,258.04	47,888.62	56,146.66	37,947.82	47.96%
Quarterhorse	7,432.22	43,099.76	50,531.98	34,152.99	47.96%
Paint & Appaloosa	825.80	4,788.86	5,614.66	3,794.76	47.96%
<u>Promotions</u>					
Thoroughbred	16,516.04	95,777.23	112,293.27	75,895.62	47.96%
Quarterhorse	14,864.45	86,199.50	101,063.95	68,306.09	47.96%
Paint & Appaloosa	1,651.62	9,577.72	11,229.34	7,589.57	47.96%
Licensee	\$8,138,378.05	\$40,157,385.76	\$48,295,763.81	\$31,334,268.12	54.13%



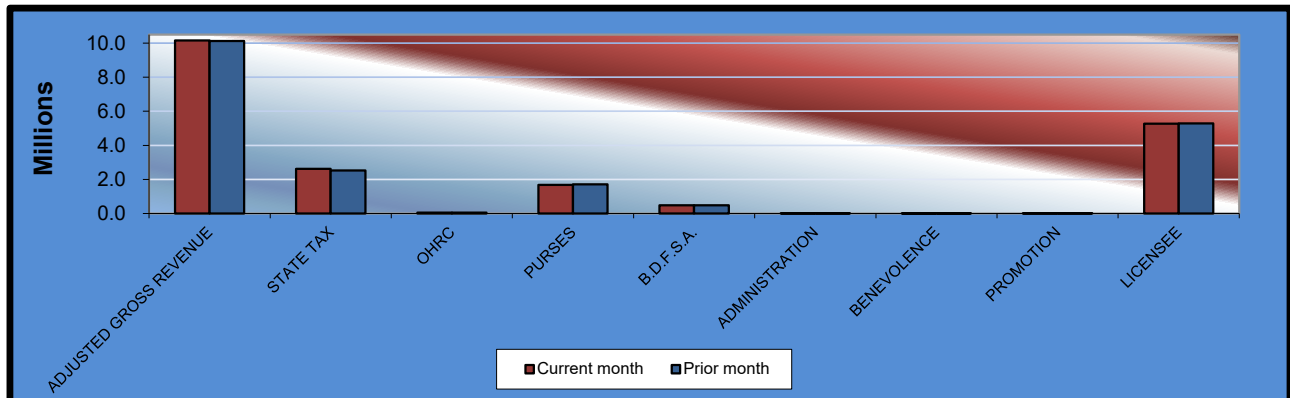
Gaming at Oklahoma Horse Racing Tracks
Will Rogers Downs and Remington Park
Will Rogers Downs Revenue
July 2021

<u>Will Rogers Downs</u>	<u>CURRENT MONTH</u>	<u>PRIOR MONTH</u>	<u>% CHANGE</u>	<u>July 2020</u>	<u>% CHANGE</u>
Gaming Days	31	30	3.33%	31	0.00%
Adjusted Gross Revenue	\$2,110,723.64	\$2,056,892.48	2.62%	\$1,347,840.12	56.60%
State Tax					
General Revenue Fund	25,328.68	24,682.71	2.62%	16,174.09	56.60%
Education Reform	185,743.68	181,006.54	2.62%	118,609.93	56.60%
Oklahoma Horse Racing Commission	10,553.62	10,284.46	2.62%	6,739.20	56.60%
Purse Fund					
<u>Purses</u>					
Thoroughbred	273,154.03	236,091.71	15.70%	145,111.75	88.24%
Quarterhorse	250,077.22	216,146.02	15.70%	132,852.38	88.24%
Paint & Appaloosa	27,786.35	24,016.21	15.70%	14,761.36	88.24%
<u>Breeding Development Fund</u>					
<u>Special Account</u>					
Thoroughbred	32,966.86	28,493.83	15.70%	17,513.51	88.24%
Quarterhorse	25,431.58	21,980.95	15.70%	13,510.46	88.24%
Paint & Appaloosa	2,825.73	2,442.33	15.70%	1,501.16	88.24%
<u>Administration</u>					
Thoroughbred	3,139.70	2,713.69	15.70%	1,667.95	88.24%
Quarterhorse	2,825.73	2,442.33	15.70%	1,501.18	88.23%
Paint & Appaloosa	313.97	271.37	15.70%	166.81	88.22%
<u>Benevolence</u>					
Thoroughbred	1,569.85	1,356.85	15.70%	833.97	88.24%
Quarterhorse	1,412.87	1,221.16	15.70%	750.55	88.24%
Paint & Appaloosa	156.99	135.69	15.70%	83.40	88.24%
<u>Promotions</u>					
Thoroughbred	3,139.70	2,713.69	15.70%	1,667.95	88.24%
Quarterhorse	2,825.73	2,442.33	15.70%	1,501.18	88.23%
Paint & Appaloosa	313.97	271.37	15.70%	166.81	88.22%
Licensee	\$1,261,157.38	\$1,298,179.24	-2.85%	\$872,726.48	44.51%

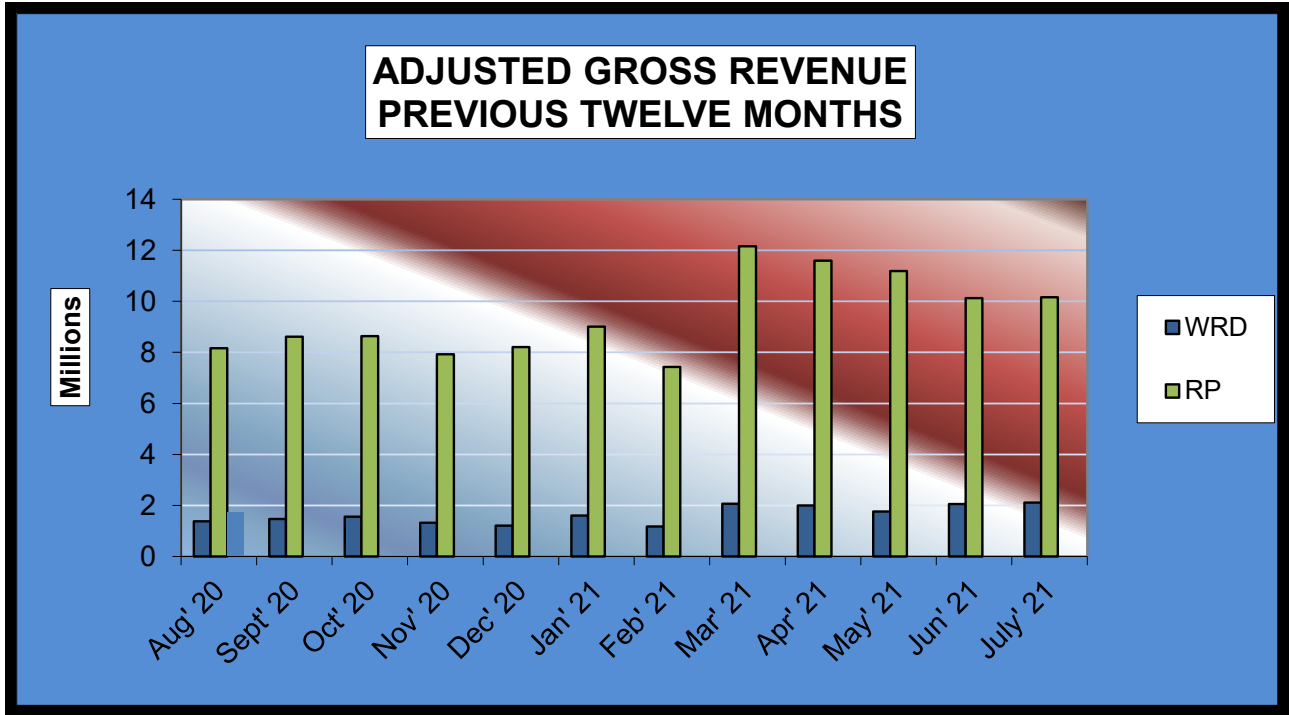


**Gaming at Oklahoma Horse Racing Tracks
Will Rogers Downs and Remington Park
Remington Park Revenue
July 2021**

<u>Remington Park</u>	<u>CURRENT MONTH</u>	<u>PRIOR MONTH</u>	<u>% CHANGE</u>	<u>July 2020</u>	<u>% CHANGE</u>
Gaming Days	31	30	3.33%	31	0.00%
Adjusted Gross Revenue	\$ 10,159,480.63	\$ 10,129,016.80	0.30%	\$8,362,522.01	21.49%
State Tax					
General Revenue Fund	314,823.24	303,870.50	3.60%	189,192.32	66.40%
Education Reform	2,308,703.77	2,228,383.70	3.60%	1,387,410.30	66.40%
Oklahoma Horse Racing Commission	50,797.40	50,645.08	0.30%	41,812.62	21.49%
Purse Fund					
<u>Purses</u>					
Thoroughbred	893,009.05	907,116.76	-1.56%	893,320.69	-0.03%
Quarterhorse	703,868.62	714,988.30	-1.56%	687,044.85	2.45%
Paint & Appaloosa	85,972.92	87,331.12	-1.56%	83,918.02	2.45%
<u>Breeding Development Fund</u>					
<u>Special Account</u>					
Thoroughbred	188,585.76	191,565.03	-1.56%	162,421.97	16.11%
Quarterhorse	269,566.71	273,825.31	-1.56%	263,123.54	2.45%
Paint & Appaloosa	22,186.56	22,537.06	-1.56%	21,656.26	2.45%
<u>Administration</u>					
Thoroughbred	11,093.28	11,268.53	-1.56%	10,828.13	2.45%
Quarterhorse	9,983.95	10,141.68	-1.56%	9,745.32	2.45%
Paint & Appaloosa	1,109.33	1,126.85	-1.56%	1,082.81	2.45%
<u>Benevolence</u>					
Thoroughbred	5,546.64	5,634.27	-1.56%	5,414.07	2.45%
Quarterhorse	4,991.98	5,070.84	-1.56%	4,872.65	2.45%
Paint & Appaloosa	554.66	563.43	-1.56%	541.40	2.45%
<u>Promotions</u>					
Thoroughbred	11,093.28	11,268.53	-1.56%	10,828.13	2.45%
Quarterhorse	9,983.95	10,141.68	-1.56%	9,745.32	2.45%
Paint & Appaloosa	1,109.33	1,126.85	-1.56%	1,082.81	2.45%
Licensee	\$5,266,500.20	\$5,292,411.28	-0.49%	\$4,578,480.80	15.03%



**Gaming at Oklahoma Horse Racing Tracks
Will Rogers Downs and Remington Park
Prior Twelve Month Graph
July 2021**



O·K·L·A·H·O·M·A
S·A·I
STATE AUDITOR & INSPECTOR



Cindy Byrd, CPA | State Auditor & Inspector

2300 N. Lincoln Blvd., Room 123, Oklahoma City, OK 73105 | 405.521.3495 | www.sai.ok.gov